

WARRANTY/DISCLAIMER/FCC INFORMATION

THIS LIMITED WARRANTY COVERS ONLY DEFECTS IN WORKMANSHIP AND MATERIALS FOR A PERIOD OF ONE (1) YEAR FROM THE DATE OF PRODUCT PURCHASE AS EVIDENCED BY THE ORIGINAL PURCHASE RECEIPT (THE "WARRANTY PERIOD"). DURING THE WARRANTY PERIOD, PERIGON HEALTH 360 WILL REPLACE OR REPAIR ANY PRODUCT, IN ITS SOLE DISCRETION, THAT IS DEFECTIVE AS A RESULT OF DEFECTS IN MATERIAL OR WORKMANSHIP, AND WHICH IS RETURNED TO PERIGON HEALTH 360 OR TO ONE OF ITS EXPRESSLY AUTHORIZED PARTNERS OR AGENTS BY THE PRODUCT'S ORIGINAL PURCHASER. THE FOREGOING REMEDY IS THE SOLE AND EXCLUSIVE REMEDY FOR ANY BREACH OF WARRANTY AND IS AVAILABLE SOLELY TO THE ORIGINAL PURCHASER OF THE PRODUCT. IN ALL CIRCUMSTANCES PERIGON HEALTH 360'S LIABILITY IS LIMITED TO REPAIR OR REPLACEMENT OF THE PRODUCT THAT ARE RETURNED TO PERIGON HEALTH 360 WITHIN THE WARRANTY PERIOD. IN NO EVENT SHALL PERIGON HEALTH 360'S LIABILITY EXCEED THE VALUE OF THE PRODUCT SOLD. TO ACCESS THIS WARRANTY PLEASE CONTACT PERIGON HEALTH 360 DIRECTLY AT THE PHONE NUMBER PRINTED WITHIN THIS USER GUIDE OR ON YOUR PRODUCT'S PACKAGING.

THIS WARRANTY DOES NOT APPLY TO ANY DAMAGE, MALFUNCTION, DEFECT, LOSS, HARM OR OTHER CIRCUMSTANCE CAUSED BY USE, ABUSE, ACCIDENT, MISUSE, ELECTRICAL OR POWER FAILURE, INABILITY TO USE THIS PRODUCT, OR DISSATISFACTION WITH THE PERFORMANCE OF THE PRODUCT. IT ALSO DOES NOT COVER ANY USE THAT IS NOT IN ACCORDANCE WITH THE USER GUIDE AND MANUFACTURER SPECIFICATIONS, NOR ANY COMMERCIAL USE OF THE PRODUCT. THIS WARRANTY SPECIFICALLY EXCLUDES COVERAGE OF PRODUCTS FOR WHICH PERIGON HEALTH 360 HAS NOT RECEIVED PAYMENT OR WHICH ARE USED BY OR IN THE POSSESSION OF ANY PARTY OTHER THAN THE ORIGINAL PURCHASER.

THIS WARRANTY GIVES THE ORIGINAL PURCHASER OF THE PRODUCT SPECIFIC LEGAL RIGHTS WHICH MAY VARY FROM STATE TO STATE (PROVINCE TO PROVINCE IN CANADA). PERIGON HEALTH 360'S RESPONSIBILITY FOR DEFECTS IN MATERIAL AND WORKMANSHIP OF THE PRODUCT SHALL BE LIMITED TO REPAIR AND/OR REPLACEMENT OF THE PRODUCT AS SET FORTH IN THIS WARRANTY. NOTWITHSTANDING ANY TERM HEREIN, ANY AND ALL WARRANTIES, WHETHER EXPRESS OR IMPLIED,

INCLUDING, BUT NOT LIMITED TO, ANY WARRANTY OF MERCHANTABILITY OR WARRANTY OF FITNESS FOR A PARTICULAR PURPOSE ARE HEREBY EXPRESSLY DISCLAIMED. TO THE MAXIMUM EXTENT PERMITTED BY APPLICABLE LAW, IN NO EVENT SHALL PERIGON HEALTH 360, INCLUDING ITS SUBSIDIARIES, AFFILIATES, PARTNERS, REPRESENTATIVES, AND AGENTS BE LIABLE FOR ANY INCIDENTAL, SPECIAL, INDIRECT OR CONSEQUENTIAL DAMAGES, WHETHER RESULTING FROM THE USE, MISUSE, OR INABILITY TO USE THIS PRODUCT, FROM DEFECTS IN THE PRODUCT, OR RELATING TO OR ARISING OUT OF ANY CLAIM, DEMAND, LIABILITY, CAUSE OF ACTION OR OTHER LEGAL ACTION, INCLUDING THOSE ALLEGING PERSONAL INJURY, DEATH, LOSS OF PROPERTY, OR ANY OTHER CLAIM WHETHER IN CONTRACT OR IN EQUITY.

PLEASE NOTE THAT SOME STATES (PROVINCES IN CANADA) MAY NOT ALLOW THE EXCLUSION OF INCIDENTAL, SPECIAL, INDIRECT OR CONSEQUENTIAL DAMAGES, SO THE ABOVE LIMITATIONS MAY NOT APPLY TO YOU.

THE PRODUCT IS OFFERED IN CONDITION UPON THE PURCHASER'S AND/OR USER'S ACCEPTANCE OF ALL TERMS, CONDITIONS, AND NOTICES WITHOUT MODIFICATION OF THE TERMS, CONDITIONS AND NOTICES CONTAINED HEREIN. MODIFICATION OF THE PRODUCT THROUGH USE OR MISUSE, APPLICATION OF ADDITIONAL COMPONENTS AND/OR REMOVAL OF PROVIDED COMPONENTS, CAN LEAD TO PRODUCT MALFUNCTION CAUSING SERIOUS RISK. RISKS INCLUDE BUT ARE NOT LIMITED TO PRODUCT DAMAGE, SERIOUS PHYSICAL INJURY, DISABILITY AND/OR DEATH. PURCHASER AND/OR USER ARE RESPONSIBLE FOR ANY MODIFICATIONS PERFORMED ON THE PRODUCT BY PURCHASER, USER, AND/OR ANY THIRD PARTY. PERIGON HEALTH 360 IS NOT RESPONSIBLE AND DISCLAIMS ALL LIABILITY AND RESPONSIBILITY FOR ANY MODIFICATIONS DONE TO THE PRODUCT THROUGH THE USE OR MISUSE OF THE PRODUCT, INCLUDING ADDING OR REMOVING COMPONENTS THAT ALTER THE FUNCTIONALITY OF THE PRODUCT AND/OR IMPROPER INSTALLATION OR ADJUSTMENT OF THE PRODUCT. THIS PRODUCT MAY NOT BE USED FOR UNLAWFUL PURPOSES AND SUCH USES ARE EXPRESSLY PROHIBITED UNDER THE TERMS AND CONDITIONS OF ITS USE.

IF YOU DO NOT ACCEPT THESE TERMS, CONTACT US WITHIN 14 DAYS OF PURCHASE. PERIGON HEALTH 360 RESERVES THE RIGHT TO CHANGE, MODIFY, OR AMEND THE TERMS, CONDITIONS AND NOTICES UNDER WHICH ITS PRODUCTS ARE OFFERED AT ANY TIME WITHOUT NOTICE. CHANGES OR MODIFICATIONS NOT EXPRESSLY APPROVED BY THE PARTY RESPONSIBLE FOR ADHERENCE COULD VOID THE PATIENT OR USER'S AUTHORITY TO OPERATE THE EQUIPMENT. MEDESTO REMINDERS ARE NOT PRESCRIBED BY A MEDICAL PROVIDER. IF YOU HAVE QUESTIONS REGARDING YOUR MEDICATION SPEAK WITH YOUR HEALTH CARE PROVIDER.

THIS EQUIPMENT COMPLIES WITH FCC RADIATION EXPOSURE LIMITS SET FORTH FOR AN UNCONTROLLED ENVIRONMENT. THIS EQUIPMENT SHOULD BE INSTALLED AND OPERATED WITH MINIMUM DISTANCE 20CM BETWEEN THE RADIATOR AND YOUR BODY.

THIS EQUIPMENT HAS BEEN TESTED AND FOUND TO COMPLY WITH THE LIMITS FOR A CLASS B DIGITAL DEVICE, PURSUANT TO PART 15 OF THE FCC RULES. THESE LIMITS ARE DESIGNED TO PROVIDE REASONABLE PROTECTION AGAINST HARMFUL INTERFERENCE IN A RESIDENTIAL INSTALLATION. THIS EQUIPMENT GENERATES, USES, AND CAN RADIATE RADIO FREQUENCY ENERGY AND, IF NOT INSTALLED AND USED IN ACCORDANCE WITH THE INSTRUCTIONS, MAY CAUSE HARMFUL INTERFERENCE TO RADIO COMMUNICATIONS. HOWEVER, THERE IS NO GUARANTEE THAT INTERFERENCE WILL NOT OCCUR IN A PARTICULAR INSTALLATION. IF THIS EQUIPMENT DOES CAUSE HARMFUL INTERFERENCE TO RADIO OR TELEVISION RECEPTION, WHICH CAN BE DETERMINED BY TURNING THE EQUIPMENT OFF AND ON, THE USER IS ENCOURAGED TO TRY TO CORRECT THE INTERFERENCE BY ONE OR MORE OF THE FOLLOWING MEASURES:

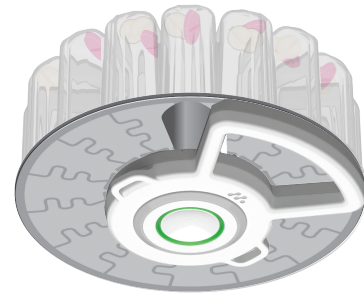
- REORIENT OR RELOCATE THE RECEIVING ANTENNA
- INCREASE SEPERATION BETWEEN THE EQUIPMENT AND RECIEVER.
- CONNECT THE EQUIPMENT TO AN OUTLET ON A DIFFERENT CIRCUIT FROM WHICH THE RECIEVER IS CONNECTED.
- CONSULT THE DEALER OR AN EXPERIENCED RADIO/TV TECHNICAN FOR HELP.

TECHNICAL SPECS.

Functional Specifications

Input Voltage	5v Use only with USB-A to USB-C cord provided
Input Power	1.5A 5VDC Use only with USB-A to USB-C cord provided
Input Frequency	DC 50-60Hz
Battery Specs	18350 3.7v 900mAh 3.33Wh 23JCT
Cellular SIM	802.15 LTE Cat M1/Cat NB1/EGPRS
Duty Cycle	Continuous Use
EMC Compliance	FCC Part 15, Class B
Safety	IEC 61010-1
Data Security	HIPAA

 For any Technical Support or Questions Visit perigonpharmacy.org/FAQ



User Guide
Medesto-Go

Medesto

 **Medesto-App**

Many patients struggle with proper medication adherence. Noncompliance can result in unwanted health complications and contributes to misuse and waste. That's where we come in.

Scan the QR code below for easy access to the Medesto-App.



INTRODUCTION

Welcome! Thank you for choosing Medesto. Our goal is to empower individuals with health goals or chronic conditions to live better and healthier lives.

Adherence: the extent to which patients take medication as prescribed by their doctors.

Non-Adherence: the intentional or neglect to take medications as prescribed.

Many patients do not comply to their medication adherence regimen. This non-adherence can have varying impact on a patient's health.

That's where we come in. Our innovative ecosystem includes the **Medesto-Go**, **Medesto-Connect**, **Medesto-Dispenser**, **Medesto-Pods**, and the **Medesto-App**, which work together as a connected health system to improve adherence.

The Medesto-Go is a compact design to snap onto your Medesto-Pods to provide connectivity logging with audio and visual reminders. Hold the Go to any NFC smart tagged message cards or medications to log a usage taken

Medesto-Pods can be organized and filled at our in-house pharmacy, Perigon Pharmacy 360, and sent directly to patients. Contact your doctor or our care team to transfer your prescriptions.

The Medesto App makes adherence easy with calendar logs, caregiver access and alerts for upcoming usages to take & other reminders .

MANUFACTURED & ASSEMBLED IN THE USA

 **Medesto**


MANUFACTURED IN MICHIGAN, U.S.A
MANUFACTURED FOR PERIGON HEALTH 360.

 Electrical Safety
E115301

This device complies with part 15 of the FCC Rules. Operation is subject to the following two conditions: (1) This device may not cause harmful interference, and (2) this device must accept any interference received, including interference that may cause undesired operation.

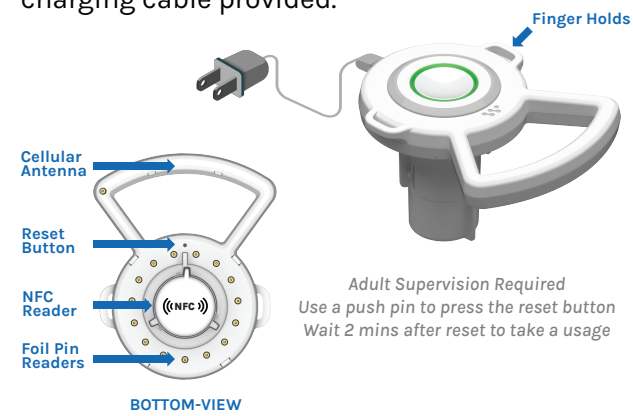
US PAT. NO. 10,759,594
US PAT. NO. 10,279,985
US PAT. NO. 10,252,843
US PAT. NO. 11,014,721
ADDITIONAL PATENTS PENDING

AUS PAT. NO. 2,019,204,094
AUS PAT. NO. 2,014,348,856
EP PAT. NO. 3,068,274
CA PAT. NO. 2,323,775
CN PAT. NO. 106,028,887
JP PAT. NO. 6,598,214
JP PAT. NO. 6,923,318
KR PAT. NO. 10-2378899
SG PAT. NO. 10,201,804,028P

 **USE ONLY WITH USB-A TO USB-C CORD PROVIDED REFER TO USER GUIDE BEFORE USE FOR INFORMATION REGARDING SAFE DEVICE USAGE- FOR RESIDENTIAL USE ONLY**
FCC ID: 2A8H7-LB300-6000
CONTAINS FCC ID: 2ANP000NRF9160
FCC TESTING WAS CONDUCTED AFTER ASSEMBLY UTILIZES STANDARD NETWORK SECURITY PROTOCOLS SUCH AS TLS v1.2 AND ABOVE.

1 HOW TO CHARGE & RESET MEDESTO-GO

Charge your Medesto-Go using the USB charging cable provided.



Adult Supervision Required
Use a push pin to press the reset button
Wait 2 mins after reset to take a usage

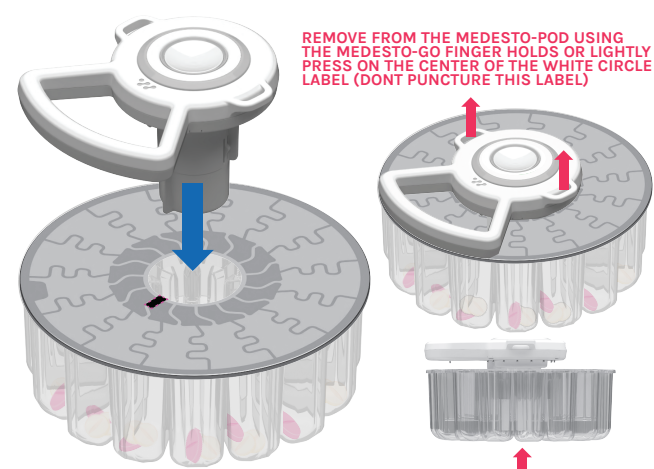
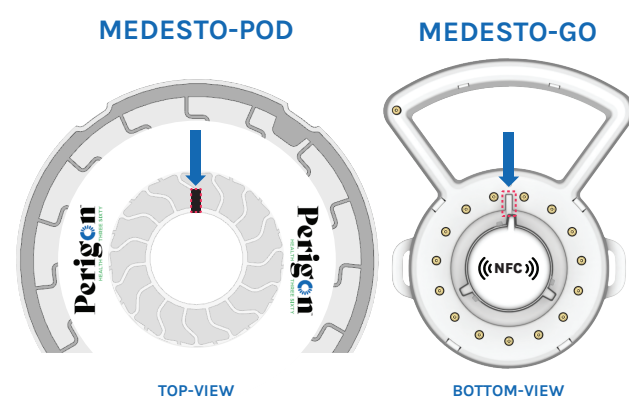
NOTE: Make sure to recharge your Medesto-Go every 1-3 days, depending on your usage.

*Consult with a medical professional before use

2 HOW TO PLACE THE MEDESTO-GO ONTO THE MEDESTO-POD

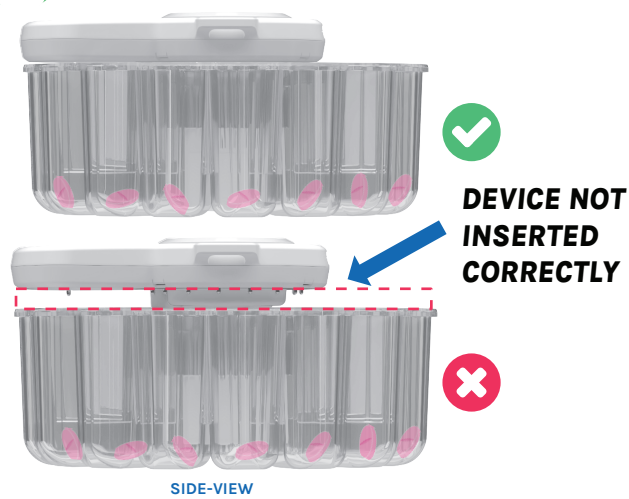
IMPORTANT

The Medesto-Go can only fit on the Medesto-Pod one way - See images below:



NOTE: If you see a gap between the Medesto-Go and the Medesto-Pod they may not be aligned properly. Lift the Medesto-Go off the Medesto-Pod and try to reinsert and realign properly.

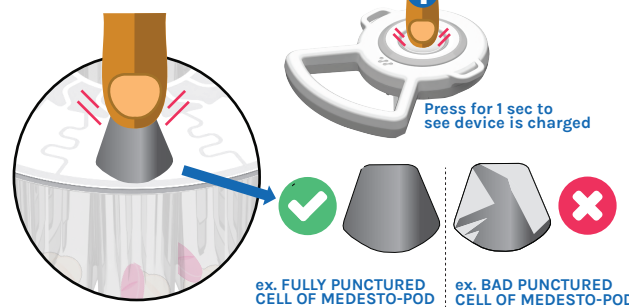
3 HOW TO CHECK MEDESTO-GO IS INSERTED



The Medesto-Go MUST sit flat securely against the Medesto-Pod when inserted correctly.

4 HOW TO PUNCTURE MEDESTO-POD

Ensure the Medesto-Go is charged and inserted securely onto your Medesto-Pod. ONLY puncture ONE Medesto-Pod cell at a time. Puncture the pod cell fully with your finger or a utensil. Ensure all pills come out from each cell.



IMPORTANT

Puncturing a Medesto-Pod cell will log a usage event as TAKEN. Only puncture as prescribed.

5 HOW TO CHECK MEDESTO-GO STATUS

Press and hold Medesto-Go button for 3 secs to start the STATUS sequence:

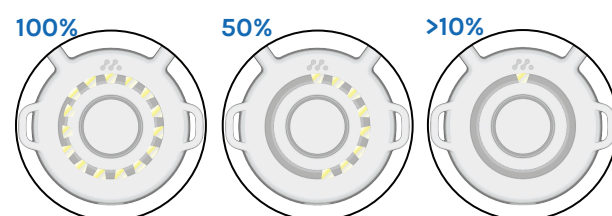
1ST - LTE CELLULAR STRENGTH



2ND - BATTERY % REMAINING

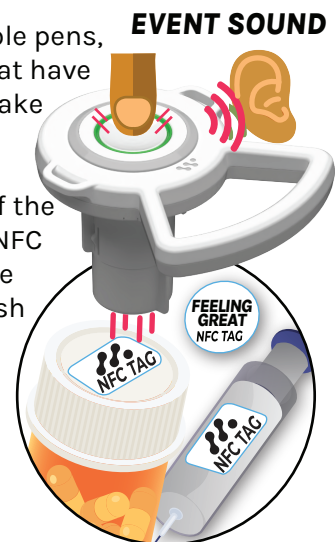


3RD - POD CELLS REMAINING



6 HOW TO USE MEDESTO-GO WITH NFC TAGGED MEDICATIONS & CARDS

Pill bottles, injectable pens, Input Cards, etc., that have NFC TAGS. Simply wake the device, with a button press, then touch the bottom of the Medesto-Go to the NFC TAG label (NFC) & the Medesto-Go will flash and BEEP when it has successfully recorded an EVENT.

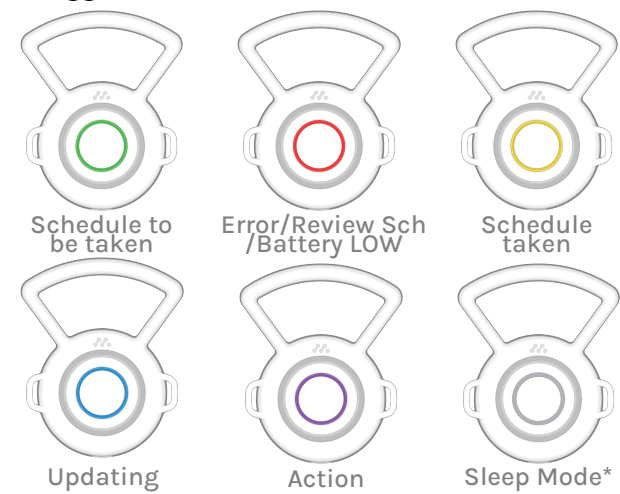


EVENT SOUND

Plays BEEP 3x FAST 1x SLOW

7 MEDESTO-GO LIGHTS & COLORS

Triggered from an event or user interaction



*Wake Medesto-Go by pressing the home button for 1 secs.
*Medesto-Go will go back to sleep after 5 seconds of no use.

8 MEDESTO-GO SOUNDS

NOTE: Press the button TWICE to STOP any BEEP sound sequence.

● = BEEP — = BEEEEEEEEEP

REMINDER SOUND

Plays BEEP 3x SLOW

BATTERY LOW SOUND

Plays BEEP 3x FAST

ACTION SOUND

Plays BEEP 2x FAST 1x SLOW

NOTE: To turn on/off sound: during the STATUS sequence - hold the button again for 3 secs.

